


Dear Carnegie Hall

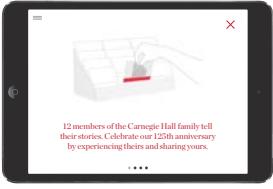
App wireframe

How it works

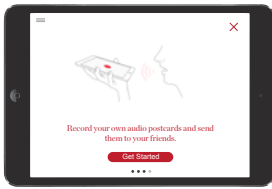
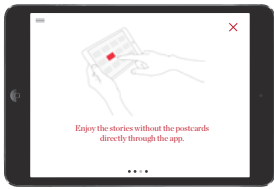
This sequence of 4 screens will appear the first time you open the app. It will then be accessed through the menu.



The first image is the splash screen.

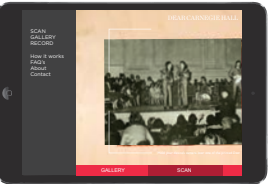


Update how to screens



Menu

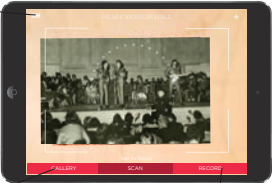
Available from most screens. Allows access to additional info.



Add SCAN, GALLERY, RECORD to menu

Scan screen

This screen shows a camera feed, where you can scan the postcards. The white circle in the center animates in and out on top to show the camera is scanning.



Add 'tap to focus' and then 'double tap to go full screen', when a film is playing

Add font

Light red

Rv-238, Gv-41, Bv-49


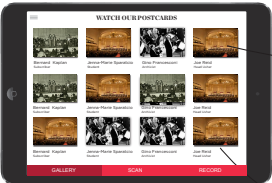
Dark red

Rv-173, Gv-25, Bv-43

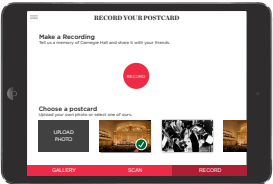
Font for navigation = Gotham Book

Watch without scanning

This screen shows the 12 postcards. When you click on one of them they play full screen.



Record your own postcard



Increase the size of the green tick

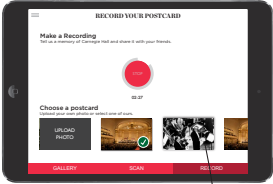
Increase the font sizes

Increase the fontweight

This screen lets you choose one of the 12 images from our postcards, make a recording, and then send to a friend.

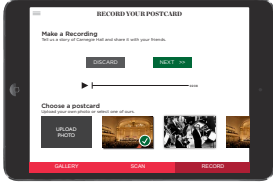
The 12 postcards will scroll diagonally across the bottom. When you click on one it becomes selected. When you click 'upload photo' you can choose one from your photo library or take one with the camera.

When you double tap a photo it goes full screen.



When you press the red record button it starts to make a recording. Max 30 secs.

When you tap the red button to stop.



Green colour - Rv-4, Gv-103 Bv-50

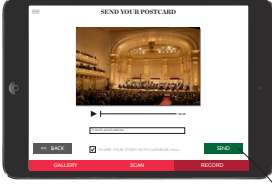
Increase size of buttons and playback timeline

You can listen back to the recording by pressing play or discard it by pressing the DISCARD button. This just takes you back to the start.

You can listen back to the recording by pressing play or discard it by pressing the DISCARD button. This just takes you back to the start.

When you press the red record button it starts to make a recording. Max 30 secs.

When you tap the red button to stop.



Include 'Friends email address'.

Time to listen to all 12 full

Change screen heading to SEND YOUR POSTCARD

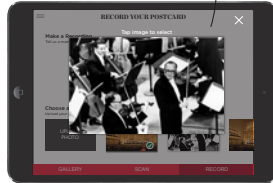
Increase size of back and send buttons.

To send to a friend write an email address in the box and your own in the one below, and press send. This will compose an email with the image, recording and some info about the project and links to allow them to download the app.

You can also choose whether you are happy for the recording to be sent to Carnegie Hall. The 'more info' link is also here.

When you press the red record button it starts to make a recording. Max 30 secs.

When you tap the red button to stop.



Add 'Tap image to select' above image